



Buckeye Community Hope Foundation
Building Communities ~ Rebuilding Lives

2020-21 SPONSOR ANNUAL REPORT



Buckeye Community Hope Foundation
Education Division
3021 E. Dublin-Granville Road
Columbus, Ohio 43231
www.buckeyehope.org

Peggy Young, Director
Jennifer Schorr, Associate Director

Buckeye Community Hope Foundation (BCHF) submits this annual report summarizing the performance of each of our sponsored schools in the areas of academic performance; fiscal performance; organization and operation; and legal compliance. Beyond this summary, the report is an important informational source for our stakeholders about the nature and progress of our sponsored schools. We are proud of our schools and all that they do to serve learners in the State of Ohio!

❖ **Who are we?**

Buckeye Community Hope Foundation is a non-profit organization with a mission of **Building Communities and Rebuilding Lives**. In support of the mission of the overall Foundation, and as part of its commitment that all students should have access to quality educational opportunities, the mission of the Education Division is to establish strong public community schools by adhering to quality authorizing practices, ensuring responsible oversight, and setting high standards for school performance.

Buckeye Community Hope Foundation is a statewide community school sponsor. During the 2020-21 school year, BCHF sponsored and provided oversight and technical assistance to forty-five (45) schools in eleven Ohio cities, serving a student FTE of 13210.9, and over 15,000 students.

Our portfolio of sponsored schools included thirty-two (31) traditional brick-and-mortar community schools, two (2) schools serving a majority of special needs students, and twelve (12) alternative drop-out prevention and recovery program schools, one of which is an online school. Last year, we welcomed two new schools to our portfolio through transfer of sponsorship. Two new dropout recovery schools were started under new contracts.

As a community school sponsor, we are responsible for ensuring that only schools with quality programs, schools that provide students with meaningful educational opportunities which prepare them for future success in life, stay open. We are also responsible for closing poor performing schools.

Academic performance data for our schools for 2020-21 was limited due to some measures not being administered or available related to the COVID-19 outbreak. The BCHF team continues to monitor school progress closely through multiple measures and offer a high level of support for school improvement and progress. We are committed to seeking a better future for the children served by our sponsored schools.

We truly act on our vision statement, which reads, *“We envision a future where all students have access to a high quality public education.”*

❖ **What do we do?**

As a sponsor we have the responsibility of overseeing each school’s compliance with all applicable laws and rules and with the charter contract. We also provide vital technical assistance to our sponsored schools in school start up, fiscal and operational aspects, and, most importantly, teaching and learning.

Performance contracting:

BCHF has a charter contract with each of its sponsored schools. The sponsorship contract includes all legal requirements, as well as each school’s unique education plan, financial plan, and governance plan.



Additionally, the sponsorship contract includes the Performance Accountability Framework that details areas of oversight on which schools will be assessed. The framework includes academic and non-academic goals specific to each school.

Commitment and capacity:

BCHF employs a team of eighteen (18) professionals, located throughout the state, with extensive experience in various disciplines. Our Education Division staff experience includes expertise in law, finance, education, special education, data analysis, compliance, and communications. Our accountability and school improvement representatives have subject expertise in all academic core content areas, school leadership, social-emotional learning/restorative justice, and classroom management. This Department also includes regular consultants for English learners and online course instruction.

Ongoing oversight and evaluation:

The oversight of our sponsored schools is a responsibility that BCHF takes seriously. Our team monitors and assesses each school's performance against the performance frameworks and the terms of the contract. Annually, each school is provided a cumulative report that summarizes the school's academic performance, fiscal performance, and organizational and operational performance. The annual performance report identifies areas of strengths as well as areas in need of improvement and the school's prospect for renewal.

We gather information through a variety of resources including: bi-monthly on-site visits to schools; attendance at governing authority board meetings; monthly financial reviews conducted by a licensed school treasurer; on-going data assessment of student achievement and growth; ongoing reviews of state and federal law compliance, academics, special education, operations and finance; and ongoing technical assistance provided by a team of experts with years of experience spanning various disciplines.

Last year members of our team attended hundreds of virtual and onsite governing board meetings. With safety in mind, team members continued technical assistance and professional development primarily through virtual means throughout the 2020-21 school year.

❖ *What is our emphasis?*

Buckeye Community Hope Foundation emphasizes technical assistance in all aspects of schooling, with an emphasis on effective teaching and learning. Annually, we assess each school's needs and implement a work plan to support success for ALL students. This plan includes supports for needs that schools have in common, as well as individualized, targeted technical assistance to meet each school's unique needs.

Supports for all schools. In 2020-21, supports for all schools were organized around the themes of "Best Practices in Remote Learning" and "Reaching All Students through Equitable Education." These themes emphasized access to high quality education for ALL students, including those working remotely due to the pandemic. The Annual School Leader Summit held virtually in June 2020 initiated our themes for the year. Themes were also continued at BCHF's All Schools Meeting in September 2020, which featured educator and



author, Mr. Pete Hall. BCHF's Accountability and School Improvement Department emphasized offerings on this theme in its *2020-21 Professional Development Catalog*.

Many other supports were offered. BCHF continued to facilitate networks of educators, based on a professional learning community (PLC) model. These networks included educators involved with Special Education, English Learners, Early Literacy, K-8 Mathematics, Data Analysis, and Drop Out Recovery. BCHF regularly analyzed data for student learning through Fall and Winter analyses of schools' norm-referenced testing and SMART goal data. Additional, customized professional development and technical assistance services were available to all schools upon request.

Based on input from school leaders, BCHF planned and implemented a virtual 2-day Leadership Summit on the topic of "The Courageous School: Reclaiming Student Learning through Culturally Responsive Practice" in June 2021.

Targeted technical assistance. Targeted technical assistance was provided based on school assignment to a tier of support. Using available data, schools designated as Tier 1 exceeded academic performance metrics of the Sponsor contract. Tier 2 schools met academic performance metrics. Tier 3 schools did not meet academic performance metrics of the contract and were assigned to academic corrective action. Tier 0 schools were designated as "new or incubating schools," those within 2 years of start-up.

In 2020-21, schools received two high-stakes review visits annually. These reviews were tailored to individual school needs, and to the school's unique data profile. Reviews were virtual or hybrid, in accordance with school protocols. They included surveys of students, parents, and teachers; review of school data; and administrative interviews. A profile of school strengths and needs was developed at each review meeting, with a plan for follow-up. Individualized technical assistance from BCHF was provided based on the follow-up plan.

Schools in the Tier 3 category were required to engage in deeper analysis of teaching and learning data to develop an academic corrective action plan. BCHF monitored progress in academic corrective action quarterly.

Our strong record and sustained emphasis on high-quality teaching and learning aligns to BCHF's mission of establishing "strong public community schools by adhering to quality authorizing practices, ensuring responsible oversight, and setting high standards for school performance." We support our schools in a continuous improvement process with the overall aims of making all schools high quality and all students successful!

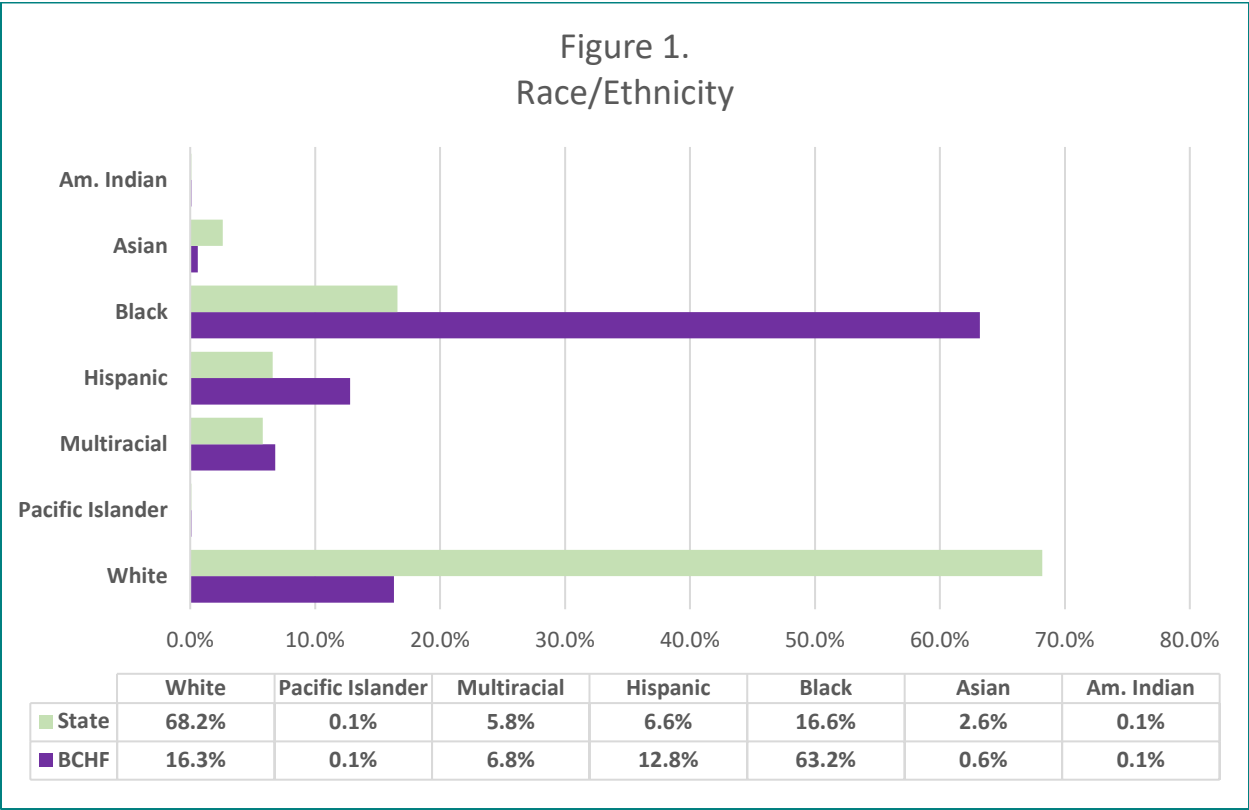
❖ *How are we doing as a Sponsor?*

Each year the Ohio Department of Education conducts evaluations of sponsors in three equally weighted components (Academic Performance, Compliance and Quality Practices). We are pleased to share Buckeye Community Hope Foundation received the highest rating of Exemplary on its most recent Sponsor evaluation rating (2018-19).

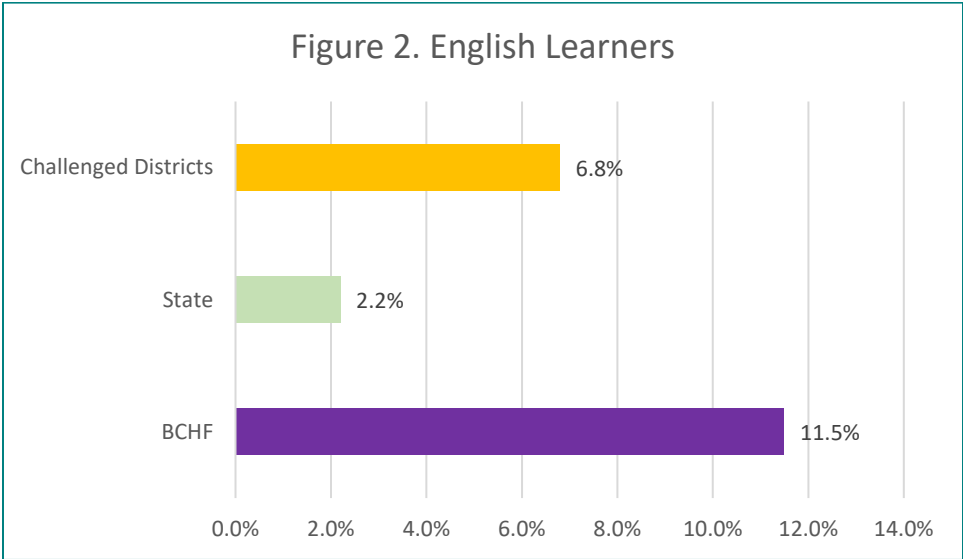
❖ *Who are our students?*

In 2020-21, BCHF-sponsored schools served a significantly-more diverse population of students than schools overall in the state of Ohio (Figure 1). Black Non-Hispanic students constituted 63.2% of the students in our schools whereas over half of students 68.2% statewide were White Non-Hispanic.

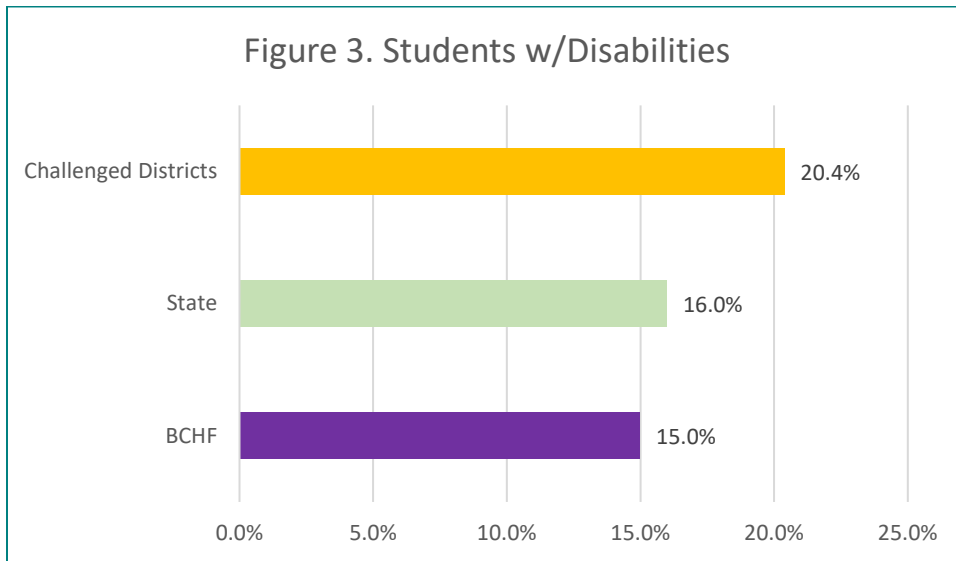




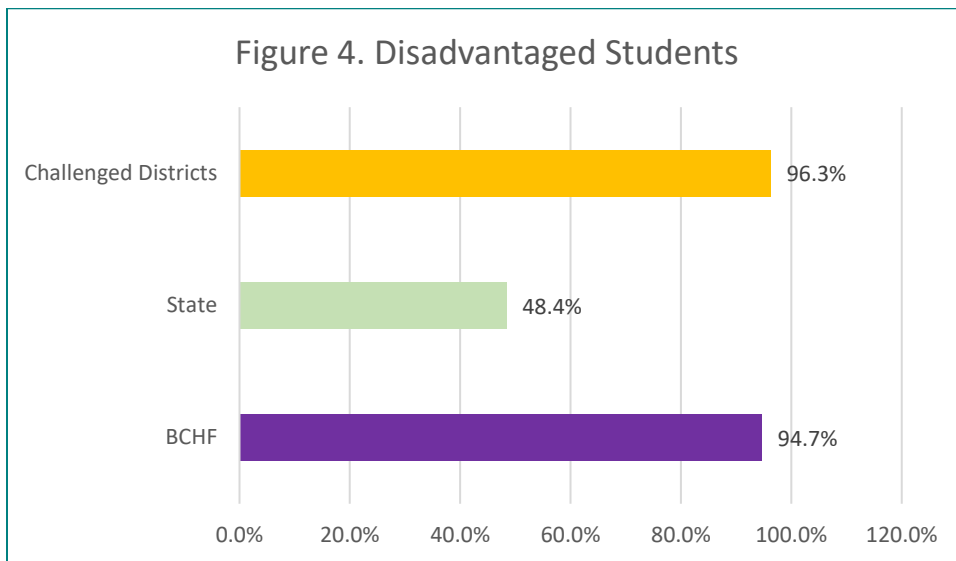
Schools in our portfolio served increased numbers of English learners (11.5% of our portfolio student population) as displayed in Figure 2. This percentage significantly exceeded the state’s overall percentage of English learners, which was 2.2% in 2020-21, and the percentage in corresponding challenged districts to our schools (6.8%). Note that subgroups under .1% were not displayed.



Students with disabilities in BCHF schools constitute 15.0% of the portfolio population, as compared with the statewide average of 16.0% (Figure 3).



Data also emphasize that **nearly all** (94.7%) of students who attend schools sponsored by BCHF qualify as economically disadvantaged as indicated by eligibility for free- or reduced-lunches (Figure 4).



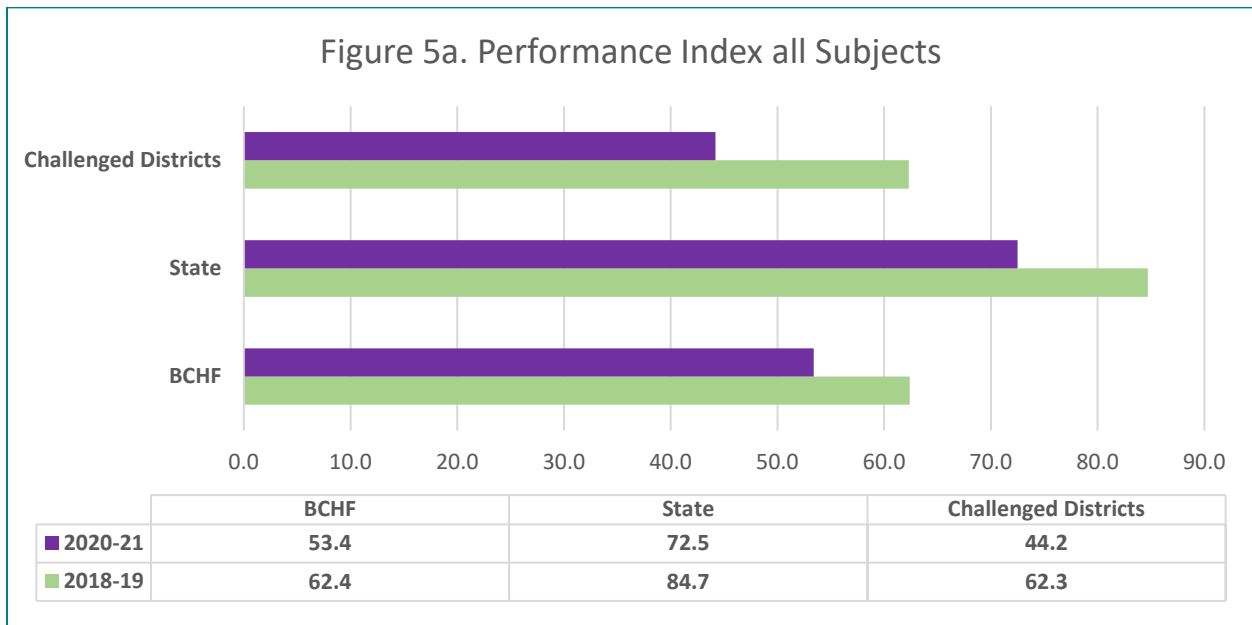
❖ *How are our schools performing?*

BCHF continuously tracks multiple student academic performance measures including all Ohio report card measures, norm-referenced (local) test achievement and progress measures, achievement and chronic absenteeism rate, and SMART goal achievement. We also benchmark school performance with performance of respective challenged districts and statewide results where available. Though schools administered Spring 2021 state tests, test participation rates and consistency were affected by the COVID-19 pandemic.



Each sponsored school administers norm-referenced testing in reading and mathematics at least twice annually. Norm-referenced testing data were available for most schools in Fall 2020 and either Winter or Spring of 2021. BCHF was able to analyze achievement levels of students by looking at the percentage of students at or above the 50th percentile (grade level norm). An analysis of school results on norm referenced testing showed that 24.1% of our students were at or above the 50th percentile in Spring 2021.

In Spring 2021, many of BCHF’s schools experienced achievement declines that mirrored reports of “COVID Learning Loss” nationwide. This trend is illustrated in Figure 5a. Compared with achievement results on Ohio state tests in 2018-2019, performance indices for all subjects declined by 18.1 PI points. The decline for BCHF schools was slightly lower than that of corresponding challenged traditional school districts (18.6 points) but higher than the mean decline statewide of 12.2 points. Response to these learning patterns is a major focus of technical assistance in 2021-22.

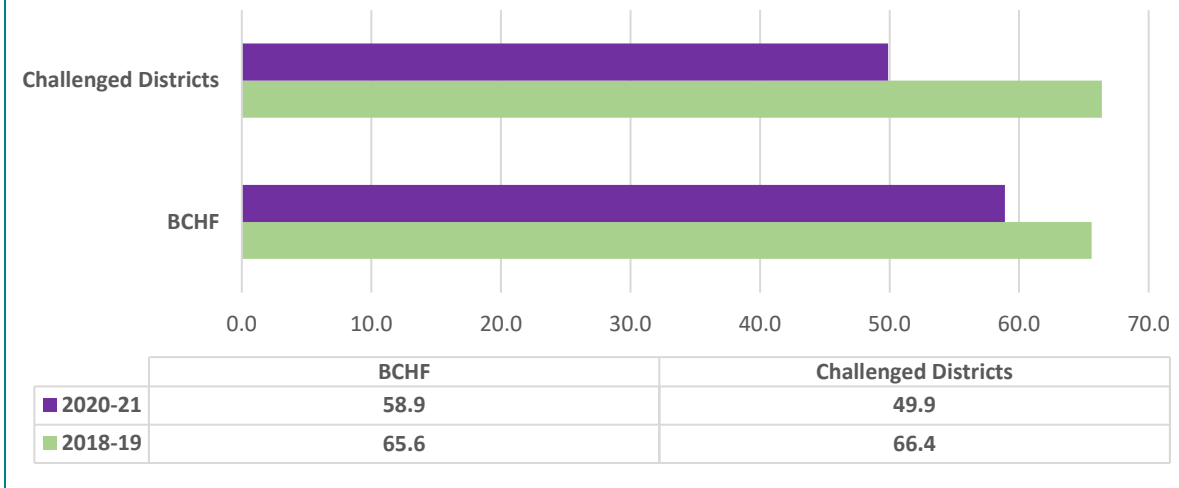


Performance Index 2018-19 to 2020-21		
Challenged Districts	State	BCHF
-18.6	-12.2	-18.1

Declines in performance index were seen in English language arts, with a mean PI decline of 6.7 for BCHF-sponsored schools, as compared with a mean PI decline of 16.5 in the same subject area for challenged districts in which our schools are located.



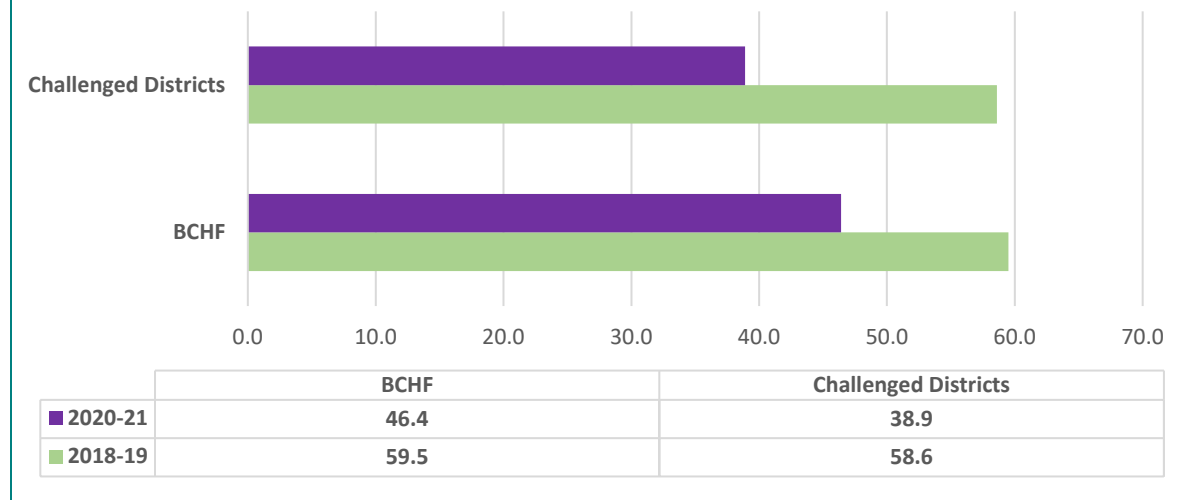
Figure 5b. English Language Arts Performance Index



ELA PI 2018-19 to 2020-21	
Challenged Districts	BCHF
-16.5	-6.7

Mathematics was the most affected subject area for learning loss/decline in Spring 2021. Comparing 2020-21 results with pre-pandemic levels, BCHF schools lost about 13.1 PI points in mathematics. Corresponding challenged school districts declined by 19.7 PI points.

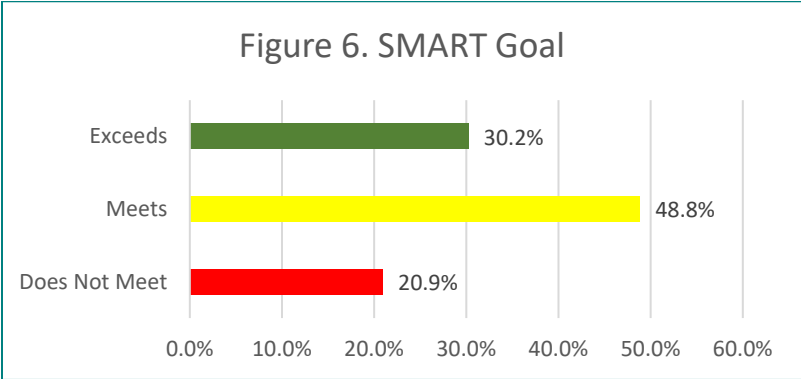
Figure 5c. Mathematics Performance Index



Math PI 2018-19 to 2020-21	
Challenged Districts	BCHF
-19.7	-13.1



BCHF also challenges each sponsored school to set SMART goals that capture student outcomes related to each school’s unique mission. For example, schools may emphasize STEM/STEAM, the Arts, career-technical alternatives, or citizenship. A priority SMART goal is evaluated each year through data and information submitted by the school and onsite reviews. In 2020-21, 79% of our schools met or exceeded their priority SMART goals (Figure 6). Schools which did not achieve SMART goals often reported that goals were modified with changing conditions related to the pandemic.



❖ *How is school performance assessed?*

BCHF Assessment of School Performance 2020-21

The Ohio Department of Education requires all sponsors to annually evaluate, summarize and report on the performance and compliance of each of their sponsored schools in the areas of Academic Performance, Fiscal Performance, Organization and Operation and Legal Compliance. Schools receive a rating of either Meets, Exceeds or Did Not Meet expected performance in the areas of academic performance, fiscal performance and organization and operation. In the area of legal compliance schools receive a rating of Meets or Did Not Meet expected performance. Performance expectations for each sponsored school are defined in the charter contract.

Academic Performance – How the school performed on the academic contract goals

In evaluating academic performance, BCHF considers multiples measures, as indicated by the performance framework included in the charter contract. These measures include all Ohio report card data as well as mission-specific academic SMART goals, performance in comparison to the challenged district, performance to similar schools within the local market, norm-referenced test results, and attendance/performance of disaggregated groups. The continued COVID-19 pandemic had a substantial impact on the state’s accountability system and School Report Cards for the 2020-21 school year. For this reason, BCHF was unable to complete a full evaluation based on its academic performance framework. Therefore, BCHF maintained schools’ academic performance ratings at the 2018-19 level except in cases where at least two more current (2020-21) data indicators would indicate significantly changed performance. Available 2020-21 data indicators considered were: SMART goal attainment, high school graduation rates, chronic absenteeism improvement, norm referenced achievement levels, and growth in norm referenced results. Data for schools transferring into the portfolio was analyzed per the performance framework for 2018-19 data and the same 2020-21 available data was considered.

Fiscal Performance – How the school performed on financial contract goals.

In evaluating a school’s Fiscal Performance, BCHF considers information from board approved financial reports, school’s monthly financial reviews, and information from independent sources such as the Auditor of State as well as information available through Ohio Department of Education (ODE). BCHF evaluates the schools on measures including the following: Current Ratio, Days, Cash on Hand, Operating Efficiency, Debt Management, Submission Timeliness and Accuracy, and Enrollment Management. A school rated “Exceeds” expected performance met or exceeded more than 70% of points from the fiscal performance framework. A school rated “Meets” expected fiscal performance scored 50-70% of points from the fiscal performance framework. A school rated “Did Not Meet” expected performance scored less than 50 percent of points from the fiscal performance framework. *Schools placed on fiscal improvement plans were automatically rated as “Did Not Meet.”*

Organization and Operation – How the school performed on governance duties and compliance with the community school contract.

In assessing a school’s organization and operational performance, BCHF considers the governing authority’s performance in conducting the required number of meetings and maintaining sufficient board minutes, complying with open meeting requirements, maintaining the required number of approved board members, fulfilling training requirements, monthly financial reviews, and compliance with the governing authority’s Code of Regulations. A school rated “Exceeds” expected performance scored more than 90% of points from the performance framework. A school rated “Meets” expected performance scored 50-90% of points from the performance framework. A rating of “Did Not Meet” expected performance is assigned to schools that scored less than 50% of the possible points from the performance framework.

Legal Compliance – How the school performed on its legal requirements identified in statute and the community school contract.

BCHF evaluates a school’s performance on Legal Compliance based on the school’s compliance with legal requirements identified in statute and the community school contract and includes compliance items from the sponsor evaluation. A school rated “Meets” expected performance scored 80% or more of the possible points from the legal performance framework. A school rated “Did Not Meet” expected performance scored less than 80% of the possible points from the legal performance framework. The results of BCHF’s Performance Assessment can be found in Table 1 that follows.

Table 1. Buckeye Community Hope Foundation Summary of School Performance 2020-21 School Year				
School Name	Academic Performance	Fiscal Performance	Organization & Operation	Legal Compliance
Academy for Urban Scholars - Youngstown	Exceeds	Exceeds	Exceeds	Meets
Achieve Career Preparatory Academy	Meets	Meets	Exceeds	Meets
Auglaize County Educational Academy	Exceeds	Exceeds	Exceeds	Meets
Bennett Venture Academy	Exceeds	Exceeds	Exceeds	Did Not Meet
Constellation Schools: Eastside Arts Academy	Meets	Meets	Exceeds	Meets
Constellation Schools: Lorain Community Middle	Exceeds	Exceeds	Exceeds	Meets
Constellation Schools: Old Brooklyn Community Middle	Exceeds	Exceeds	Exceeds	Meets
Constellation Schools: Puritas Community Middle	Meets	Exceeds	Exceeds	Meets
Constellation Schools: Stockyard Community Middle	Meets	Exceeds	Exceeds	Meets
Constellation Schools: Westpark Community Middle	Meets	Exceeds	Exceeds	Meets
Constellation Schools: Westside Community School of the Arts	Meets	Exceeds	Exceeds	Meets

**Table 1. Buckeye Community Hope Foundation
Summary of School Performance 2020-21 School Year**

School Name	Academic Performance	Fiscal Performance	Organization & Operation	Legal Compliance
Dohn Community High School	Meets	Exceeds	Exceeds	Meets
Eagle Elementary of Akron	Meets	Meets	Exceeds	Meets
Flex High School	Meets	Exceeds	Exceeds	Meets
Flex High School Cleveland+	Meets	Meets	Exceeds	Meets
Focus Learning Academy of Southeastern Columbus	Meets	Exceeds	Exceeds	Meets
Focus Learning Academy of Southwest Columbus	Meets	Exceeds	Exceeds	Meets
Focus North High School	Meets	Exceeds	Exceeds	Did Not Meet
Great Western Academy	Meets	Exceeds	Exceeds	Meets
Hamilton County Mathematics and Science Academy	Exceeds	Exceeds	Exceeds	Meets
Horizon Science Academy Columbus Middle School	Meets	Exceeds	Exceeds	Meets
Horizon Science Academy Dayton Downtown	Did Not Meet	Exceeds	Exceeds	Meets
Horizon Science Academy Dayton High School	Did Not Meet	Exceeds	Exceeds	Meets
Horizon Science Academy Elementary	Meets	Exceeds	Exceeds	Meets
Horizon Science Academy Lorain	Exceeds	Exceeds	Exceeds	Meets
Horizon Science Academy Primary	Exceeds	Exceeds	Exceeds	Meets
Horizon Science Academy Youngstown	Meets	Exceeds	Exceeds	Meets
Imagine Akron Academy	Meets	Exceeds	Meets	Meets
Imagine Environmental Science Academy	Did Not Meet	Exceeds	Exceeds	Meets
International Academy	Exceeds	Exceeds	Exceeds	Did Not Meet
L. Hollingworth School for the Talented and Gifted	Meets	Exceeds	Exceeds	Meets
Lincoln Park Academy	Meets	Exceeds	Exceeds	Meets
Main Preparatory Academy	Did Not Meet	Meets	Meets	Meets
Noble Academy Cleveland	Meets	Exceeds	Exceeds	Meets
Noble Academy Columbus	Meets	Exceeds	Exceeds	Meets

**Table 1. Buckeye Community Hope Foundation
Summary of School Performance 2020-21 School Year**

School Name	Academic Performance	Fiscal Performance	Organization & Operation	Legal Compliance
North Shore High School+	Meets	Meets	Exceeds	Meets
Promise Academy	Meets	Exceeds	Exceeds	Meets
SMART Academy	Did Not Meet	Exceeds	Exceeds	Did Not Meet
Stambaugh Charter Academy	Meets	Exceeds	Exceeds	Meets
Summit Academy Transitional High School- Columbus+	Meets	Exceeds	Exceeds	Meets
Summit Academy Transitional High School- Dayton+	Meets	Exceeds	Exceeds	Meets
The Academy for Urban Scholars	Meets	Exceeds	Exceeds	Meets
The Richland School of Academic Arts	Exceeds	Exceeds	Exceeds	Meets
Village Preparatory School: Woodland Hills Campus	Meets	Exceeds	Exceeds	Meets
Westside Academy	Exceeds	Meets	Meets	Did Not Meet

Through our mission of “Building lives, rebuilding communities,” we feel a call to provide students with access to a successful future by giving them opportunities for an education that is a best fit and quality choice in the State of Ohio.



Visit us at:

www.buckeyehope.org

or on Facebook or Twitter!